

# MIDJ

## Tables basses Suite H40

design AtelierNanni, 2017




Table basse Suite avec structure à trois pieds en bois. Plateau en céramique ou revêtu en cuir.

La version ronde à trois pieds est disponible avec un diamètre de Ø55 en différentes hauteurs : H30, H40 et H50.

Alternativement, les tables basses Suite sont disponibles, dans chaque variante de hauteur, en version carrée 55x55 ou rectangulaire 70x35.

### Couleurs et matériaux

#### Structure



**Frêne Laqué**  
11 Couleurs


#### Plateau



**Cuir**  
18 Couleurs

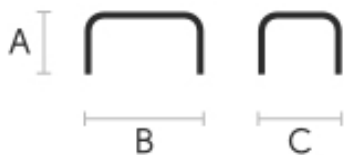


**Cuir TK**  
13 Couleurs



**Cuir toscan**  
6 Couleurs

### Dimensions



**A (cm)**   **B (cm)**   **C (cm)**  
(inch)   (inch)   (inch)

<b>Suite H30</b>	30	55	55
<b>Ø55 (cm)</b>	11.8	21.7	21.7
(inch)			
<b>Suite H40</b>	40	55	55
<b>Ø55 (cm)</b>	15.7	21.7	21.7
(inch)			
<b>Suite H50</b>	50	55	55
<b>Ø55 (cm)</b>	19.7	21.7	21.7
(inch)			

## Données volumétriques

**Poids** 6 Kg  
**Volume** 0.2 mc  
**Colis** 1

## Certifications matériaux

### Frêne Laqué

Ash wood is durable material, with good resistance and flexibility. Thanks to its porosity, it is ideal to be lacquered. Its original color is quite light: it can range from light blond, to pink and pale brown, with possible shades of green. In our set of samples, it is available in the natural finish and in numerous color variations: from the classic wood effects to the most pop colors of the moment. The ash used for our materials is European.

#### CLEANING AND MAINTENANCE

Ash is an easy-to-clean wood: to remove dust or light stains, rub the surface with a soft cloth, if necessary moistened in a solution of hot water or white vinegar, to help eliminate stains without altering the beauty and shine of the wood. Always dry the surface. In addition, you can choose to use specific products for wooden furniture.

These tips are cleaning recommendations and do not guarantee complete stain removal. We recommend that you always test the cleaning method on a hidden part of the item to check the resistance of the color.

Colour samples are to be considered approximate for each product. Slight color differences between a lot and the other are to be considered normal.

## Certifications matériaux

### Cuir

**FIRE RESISTANCE:**  
**CLASSE** 1IM  
**BS** 5852 1-2

Hide is hygienic and practical, wear resistant and breathable. It is obtained from skin of cattle raised for food purposes, and subsequently treated with chromium salts. Any imperfections on the hide surface are a natural feature that guarantee its originality.

#### CLEANING AND MAINTENANCE

Dust the surface regularly, with a dry and soft cloth. In case of stains, use only a non-abrasive damp cloth, and gently rub the area by moving the cloth in a circular direction starting from the edges of the stain towards the center. We recommend to act promptly: a delay could compromise the cleaning result. Do not use products that contain solvents or alcohol since they can damage the surface. Dry immediately after treatment. For a good conservation of the product, avoid direct sunlight, that can alter its characteristics and color, as well as exposure to heat sources.

We recommend that you always test the cleaning method on a hidden part of the item to check the resistance of the color. These tips are cleaning recommendations and do not guarantee complete stain removal.

Colour samples are to be considered approximate for each product. Slight color differences between a lot and the other are to be considered normal.

---

## Certifications matériaux

### Cuir TK

FIRE RESISTANCE:  
CLASSE 1IM  
BS 5852 1-2

TK hide is used exclusively for the Guapa and P47 collections. Due to the particular processing of the hide net, the material requires a greater thickness. Color and properties are the same as traditional hide.

#### CLEANING AND MAINTENANCE

Dust the surface regularly, with a dry and soft cloth. In case of stains, use only a non-abrasive damp cloth, and gently rub the area by moving the cloth in a circular direction starting from the edges of the stain towards the center. We recommend to act promptly: a delay could compromise the cleaning result. Do not use products that contain solvents or alcohol since they can damage the surface. Dry immediately after treatment. For a good conservation of the product, avoid direct sunlight, that can alter its characteristics and color, as well as exposure to heat sources.

We recommend that you always test the cleaning method on a hidden part of the item to check the resistance of the color.

These tips are cleaning recommendations and do not guarantee complete stain removal.

Colour samples are to be considered approximate for each product. Slight color differences between a lot and the other are to be considered normal.

---

## Certifications matériaux

### Cuir toscan

#### TYPE: NABUK TUSCAN HIDE

Nabuk Tuscan hide is obtained by working on the external part of the animal's skin, the fiore part. The surface is polished by using specific machinery, with the aim of obtaining a soft and velvety surface. Nabuk is a very fine hide, as only the best leathers are suitable for this type of processing, but at the same time it must be carefully maintained. Small imperfections on the surface guarantee its originality and naturalness, and are not to be considered manufacturing defects. This material is not water repellent and fears humidity. To maintain the beauty of the original color, avoid putting the Nabuk Tuscan hide into contact with water or any other liquid. Absorption of liquid can lead to an alteration of the finish.

#### TYPE: FIORE TUSCAN HIDE

Fiore Tuscan hide is a high-quality natural material, and softness is its main feature. Hide is not afraid to show the signs of time, that contribute to make it a unique product. Possible imperfections such as scratches, scars or stains on its surface are a natural feature that guarantee its originality and quality. This material is not water repellent and fears humidity. To maintain the beauty of the original color, avoid putting the Fiore Tuscan hide into contact with water or any other liquid. Absorption of liquid can lead to an alteration of the finish.

#### CLEANING AND MAINTENANCE

Hide is a fine and durable material, but still needs special attention. Do not directly expose it to light or heat sources, in order to preserve its characteristics. Avoid damaging the surface with sharp objects. To clean it, use a soft brush such as those commonly used for clothing. Alternatively, it can also be used a soft and dry cloth. Do not use specific liquid products or conditioners to clean the hide.